

PROCESS FLOW OF PM KUSUM COMPONENT C-1 SCHEME UPNEDA

Home Page of PM KUSUM Component C-1 Scheme UPNEDA

23 August 2025, 10:40:17 am

Email: info@example.com Contact: +91-1234567890 Admin Login Sign Up



Uttar Pradesh New & Renewable Energy Development Agency
Department of Additional Sources of Energy, Government of Uttar Pradesh
पीएम कुसुम घटक C-1 योजना के अंतर्गत निजी ऑनग्रिड पम्प के सोलराइजेशन हेतु



Home Kusum C-1 Scheme Apply Online GO's & Orders Contact Details Portal Login



Click here to Registration Online

Click Here to download a Manual Form

Click here to downl



Shri Narendra Modi
Hon'ble Prime Minister of India



Shri Yogi Adityanath
Hon'ble Chief Minister of Uttar Pradesh



Shri Arvind Kumar Sharma
Hon'ble Minister, Department of Additional Sources of Energy, GoUP



Dr. Somendra Tomar
Hon'ble State Minister, Department of Additional Sources of Energy, GoUP

About KUSUM Component C-1 Scheme Portal

With the intent to promote Solarisation of On-Grid Connected Agricultural Pumps and products in the state of Uttar Pradesh, and attract more investment in this sector, Solarisation of On-Grid Connected Agricultural Pumps Portal for UPNEDA has been developed. The portal will also encourage Solar PV Systems for Solarization in the Uttar Pradesh.

Beneficiary who are willing to invest in the Solarisation of On-Grid Connected Agricultural Pumps of Uttar Pradesh and establish a Solarisation of On-Grid Connected Agricultural Pumps, can get themselves registered on the Portal. After registration, request will be forwarded to the UPNEDA for further processing. Applicant can track the application throughout the process.

Along with, applicant and UPNEDA will also be authorized to raise & reply to the query against the submitted application and lodge & redress the grievance related to the Solarisation of On-Grid Connected Agricultural Pumps issues.

Solarization of installed on-grid pumps will be carried out under MNRE PM KUSUM Yojna component (C-1) in State. State Government will give 70% subsidy to the Scheduled Tribe, Vantangia and Musahar caste farmers. This subsidy will be in addition to subsidy available from central government. State government will give additional 60% subsidy to other farmers, Balance 10% will be paid by Beneficiary.

For more details, view our Uttar Pradesh State Solarisation of On-Grid Connected Agricultural Pumps PM KUSUM Component C-1 Scheme

Registration Process for Portal

3. Fill your User ID, Password & Captcha in the respective fields and click on Login button. On first login, applicant will have to change his/her auto-generated password for security reasons.

Click Here for New Registration

Total Applications Received: 22831

Total Online Payments Received: 5909

Total Offline Payments Received: 2294

Total Payments Received: 8203

UPNEDA Team



SHRI NARENDRA BHOOSHAN, IAS
Additional Chief Secretary,
Energy and Additional Sources of Energy,
Govt of UP and Chairman UPNEDA



SHRI INDERJIT SINGH, IAS
Director, UPNEDA



SHRI PANKAJ SINGH, PCS
Secretary/CPO, UPNEDA

Important Links



india.gov.in
national portal of india



**Government of
Uttar Pradesh**



**Directorate of
Electrical Safety**
Governance of Uttar Pradesh



**Uttar Pradesh
Pollution Control
Board**

Location:

Vibhuti Khand, Gomti Nagar, Lucknow, Uttar Pradesh 226010

Email:

compneda@rediffmail.com

Call:

+91 7980676562, 6307711538

Copyright © 2023, All Right Reserved **UPNEDA**
This is the Official Registration Portal to Raise Request for Establishment of UPNEDA KUSUM Component C-2 Scheme. Content in this Portal is Published and Managed by Department of Additional Sources of Energy, Government of Uttar Pradesh. Design, Develop and Maganged by: **INNOVADOR INFOTECH PVT. LTD.**

PROCESS FLOW OF PM KUSUM COMPONENT C-1 SCHEME UPNEDA

Step 1: Click on “Click Here For New Registration” for Farmers Registration, a new page will be displayed on the screen

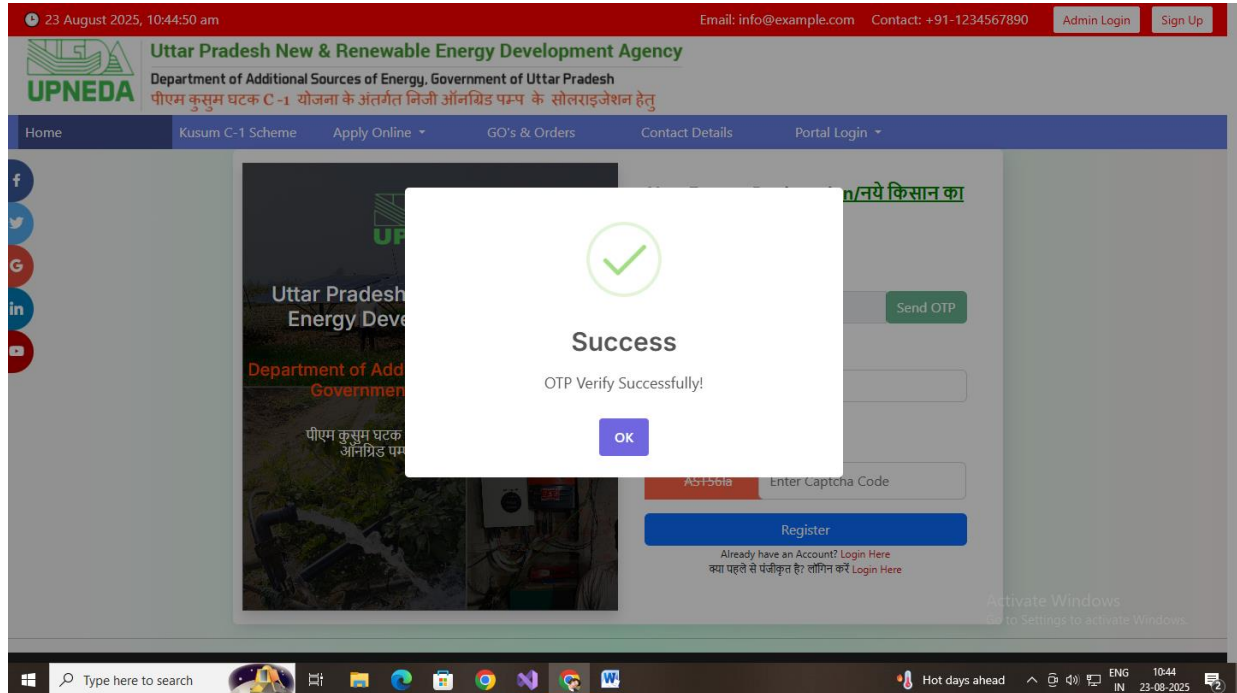
The screenshot shows the UPNEDA (Uttar Pradesh New & Renewable Energy Development Agency) website. The header includes the date and time (23 August 2025, 10:42:24 am), contact information (Email: info@example.com, Contact: +91-1234567890), and links for Admin Login and Sign Up. The main navigation bar contains links for Home, Kusum C-1 Scheme, Apply Online, GO's & Orders, Contact Details, and Portal Login. The central banner features the UPNEDA logo and text in Hindi: 'Uttar Pradesh New & Renewable Energy Development Agency', 'Department of Additional Sources of Energy, Government of Uttar Pradesh', and 'पीएम कुसुम घटक C-1 योजना के अंतर्गत निजी ऑनग्रिड पम्प के सोलराइजेशन हेतु'. On the right, the 'New Farmer Registration/नये किसान का पंजीकरण' form is displayed. It includes fields for Mobile Number (with a 'Send OTP' button), Full Name (with a 'Send OTP' button), and Captcha (with a 'Send OTP' button). Below these fields are buttons for 'AST56la', 'Enter Captcha Code', and 'Register'. At the bottom of the form, there are links for 'Already have an Account? Login Here' and 'क्या पहले से पंजीकृत है? लॉगिन करें Login Here'. The footer contains copyright information (Copyright © 2023, All Right Reserved UPNEDA) and a statement about the portal's purpose and management.

Step 2: Fill the Mobile No., Full Name and Captcha Code and click on “Get OTP” Button. After clicking on Get OTP a SMS will be receive on register mobile as OTP.

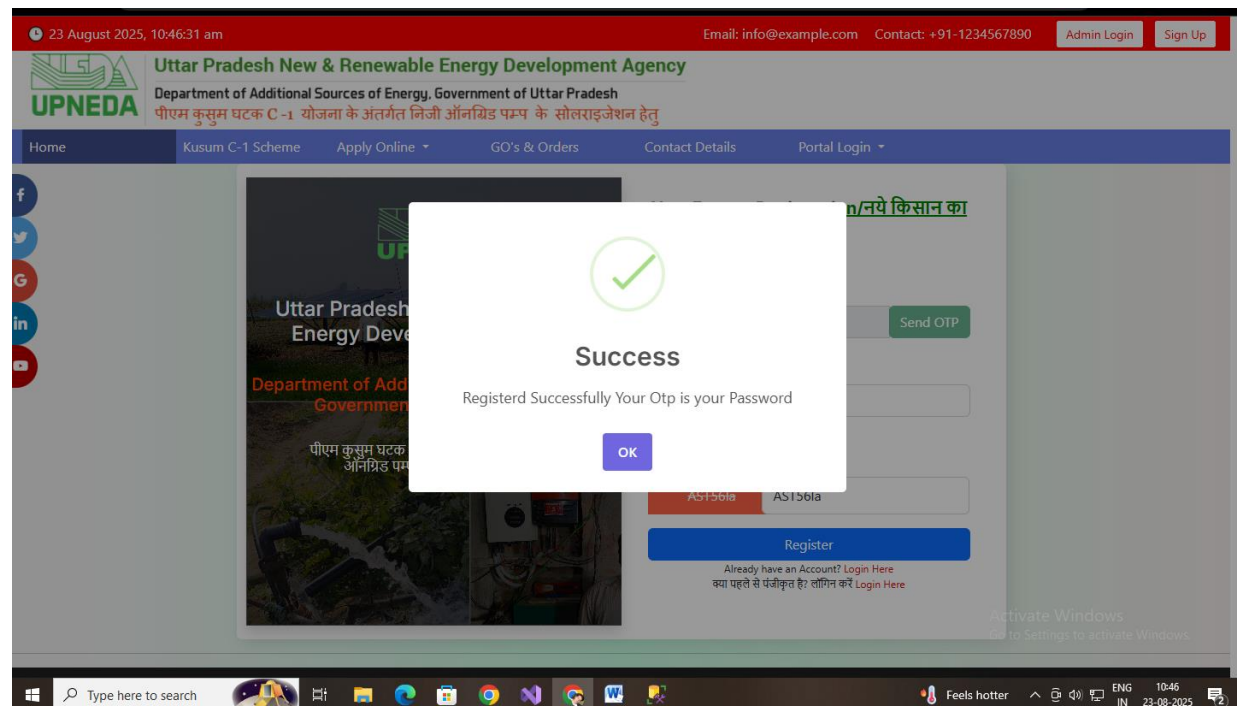
This screenshot shows the same UPNEDA website as the previous one, but with a success message overlay. The message box is white with a green checkmark icon and the text 'Success' and 'OTP Send Successfully!'. There is an 'OK' button at the bottom of the message box. The background shows the registration form with the 'Send OTP' button highlighted. The footer of the page is visible, showing the Windows taskbar with the search bar and various application icons.

PROCESS FLOW OF PM KUSUM COMPONENT C-1 SCHEME UPNEDA

Step 3: Fill the OTP in the respective area and click on “Submit OTP/Register” button.



Step 4: A message will be displayed on the screen for successful registration.



PROCESS FLOW OF PM KUSUM COMPONENT C-1 SCHEME UPNEDA

Step 5: Farmer can “Login Here ”. Link and login with valid credentials.

Step 6: A Complete form with respective field will be appear on the screen which is filled by the

farmers after successful login.

PROCESS FLOW OF PM KUSUM COMPONENT C-1 SCHEME UPNEDA

Step 7: Click on “पीएम कुसुम घटक C -1 योजना के अंतर्गत निजी ऑनग्रिड पम्प के सोलराइजेशन हेतु (आवेदन प्रारूप -1) “ a complete form with respective fields will displayed which are fill by the farmers .



UTTAR PRADESH NEW AND RENEWABLE ENERGY DEVELOPMENT AGENCY
DEPARTMENT OF ADDITIONAL SOURCES OF ENERGY, GOVERNMENT OF UTTAR PRADESH, INDIA



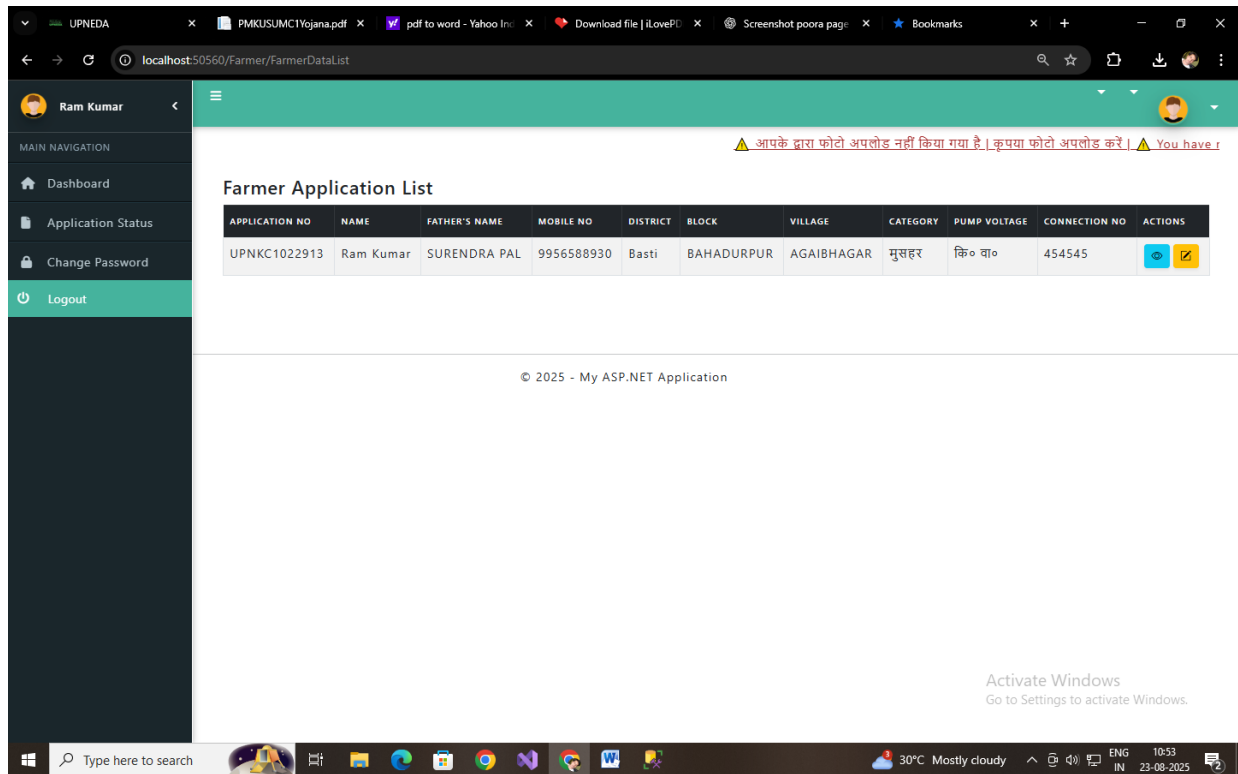
पीएम कुसुम घटक C -1 योजना के अंतर्गत निजी ऑनग्रिड पम्प के सोलराइजेशन हेतु (आवेदन प्रारूप -1)

FULL NAME/आवेदक का नाम *	MOBILE NUMBER/मोबाइल नम्बर *
<input type="text" value="Ram Kumar"/>	<input type="text" value="9956588930"/>
क्या आवेदक मुसहर / वनटोगिया / अनुसूचित जनजाति श्रेणी का है? *	
<input type="text" value="--चयन करें--"/>	
पिता /पति का नाम*	मंडल / DIVISION*
<input type="text"/>	<input type="text" value="--चयन करें--"/>
जनपद *	विकास खण्ड/नगर क्षेत्र *
<input type="text" value="--चयन करें--"/>	<input type="text" value="--चयन करें--"/>
ग्राम/वार्ड*	पूर्व में स्थापित पम्प की क्षमता (यूनिट) *
<input type="text" value="--चयन करें ग्राम/वार्ड--"/>	<input type="text" value="--चयन करें--"/>
पम्प की क्षमता (संख्या में) *	मीटर्ड / अन - मीटर्ड *
<input type="text" value="--चयन करें--"/>	<input type="text" value="--चयन करें--"/>
विधुत वितरण डिवाइज़न का नाम *	विजली बिल अपलोड करें*
<input type="text" value="--चयन करें--"/>	<input type="button" value="Choose file"/> No file chosen
विधुत कनेक्शन की संख्या *	निजी ऑनग्रिड पम्प के सोलराइजेशन हेतु आवेदक की सहमति *
<input type="text"/>	<input type="text" value="--चयन करें--"/>
सोलर सप्लाय लगाने के लिए पर्याप्त स्थल उपलब्ध करने के लिए आवेदक की सहमति*	यदि आवेदक मुसहर / वनटोगिया / अनुसूचित जनजाति श्रेणी का नहीं है तो उस दशा में क्या आवेदक 10 प्रतिशत का आंशिक अंशदान देने के लिए सहमत है*
<input type="text" value="--चयन करें--"/>	<input type="text" value="--चयन करें--"/>
कृषक अंशदान*	आधार नंबर दर्ज करें*
<input type="text"/>	<input type="text"/>
आधार आधार की पीडीएफ़ फाइल अपलोड करें *	
<input type="button" value="Choose file"/> No file chosen	



SUBMIT APPLICATION

PROCESS FLOW OF PM KUSUM COMPONENT C-1 SCHEME UPNEDA

Step 8: Click on “List of Land Applied for Solar Panel Lease सोलर पैनल लीज़ हेतु आवेदन की भूमि सूची “ option a complete form with respective fields will displayed which are fill by the farmers with payment amount .



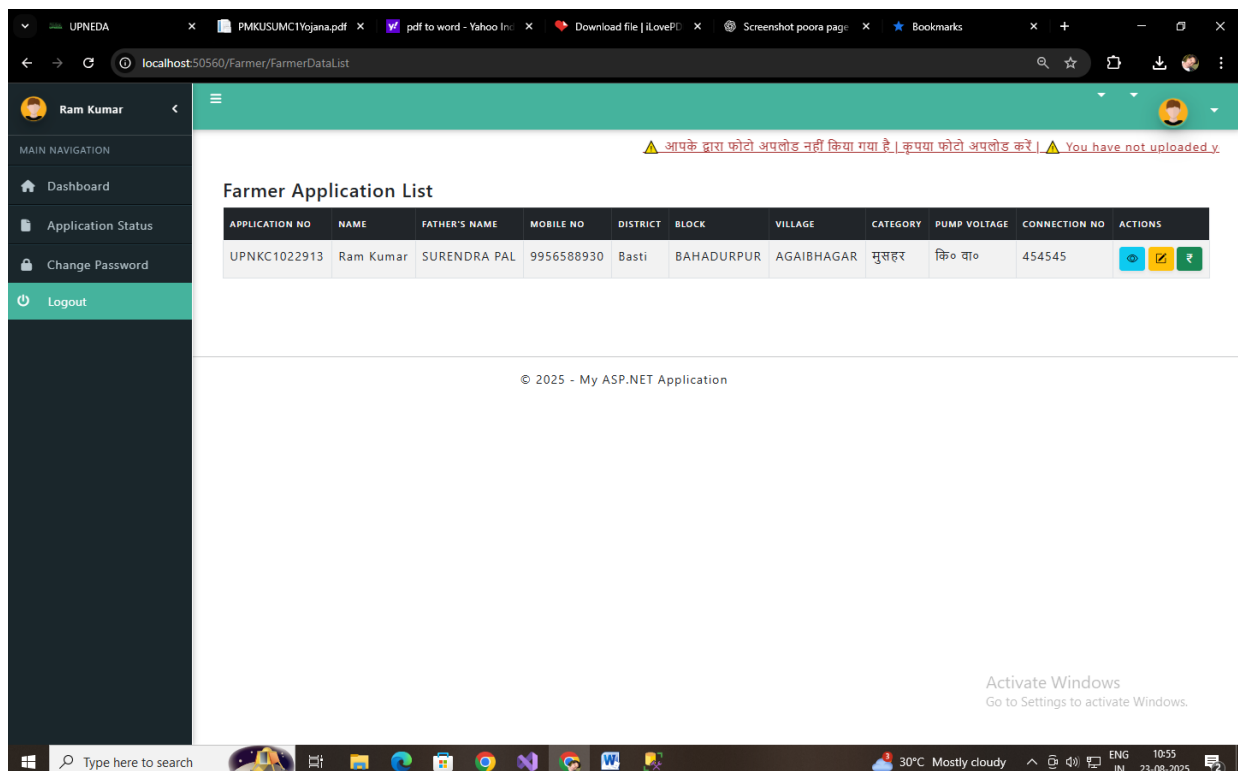
Farmer Application List

APPLICATION NO	NAME	FATHER'S NAME	MOBILE NO	DISTRICT	BLOCK	VILLAGE	CATEGORY	PUMP VOLTAGE	CONNECTION NO	ACTIONS
UPNKC1022913	Ram Kumar	SURENDRA PAL	9956588930	Basti	BAHADURPUR	AGAIBHAGAR	मुसहर	कि० वा०	454545	 




© 2025 - My ASP.NET Application

Activate Windows
Go to Settings to activate Windows.

After Verify By District PO Payment Option will show :



Farmer Application List

APPLICATION NO	NAME	FATHER'S NAME	MOBILE NO	DISTRICT	BLOCK	VILLAGE	CATEGORY	PUMP VOLTAGE	CONNECTION NO	ACTIONS
UPNKC1022913	Ram Kumar	SURENDRA PAL	9956588930	Basti	BAHADURPUR	AGAIBHAGAR	मुसहर	कि० वा०	454545	  

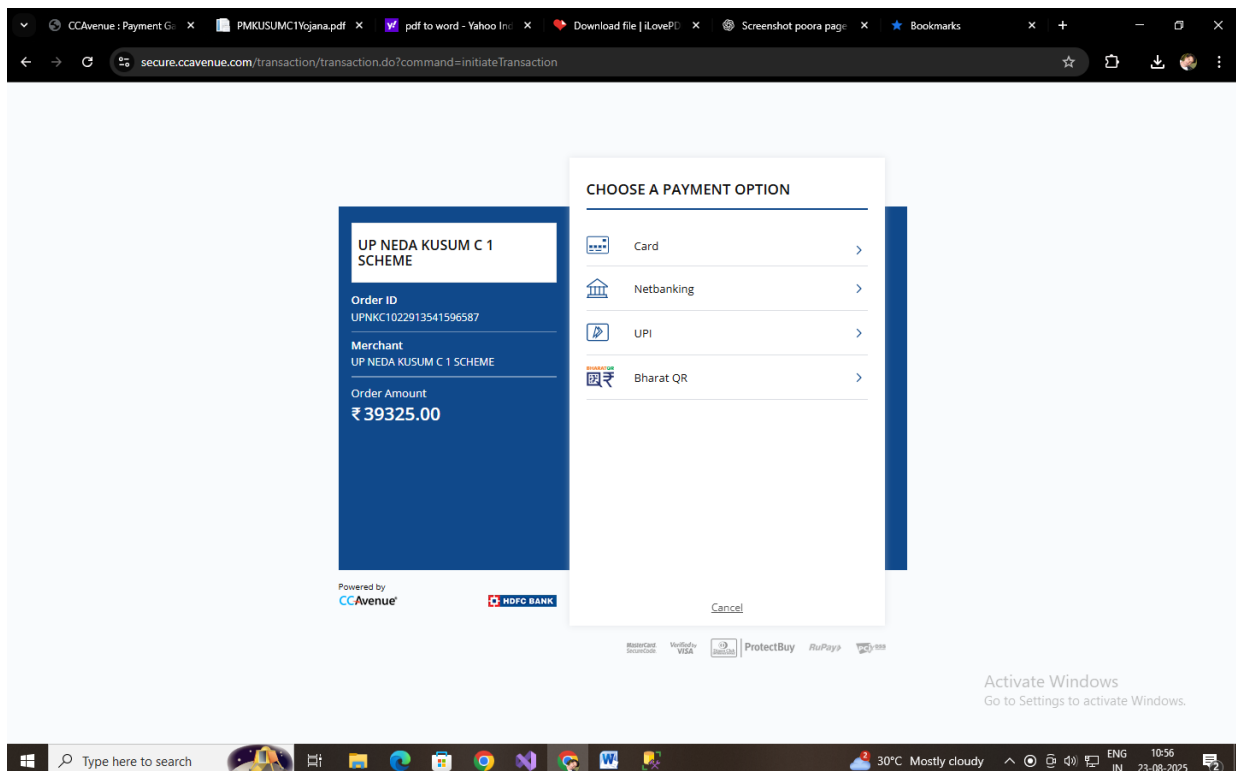
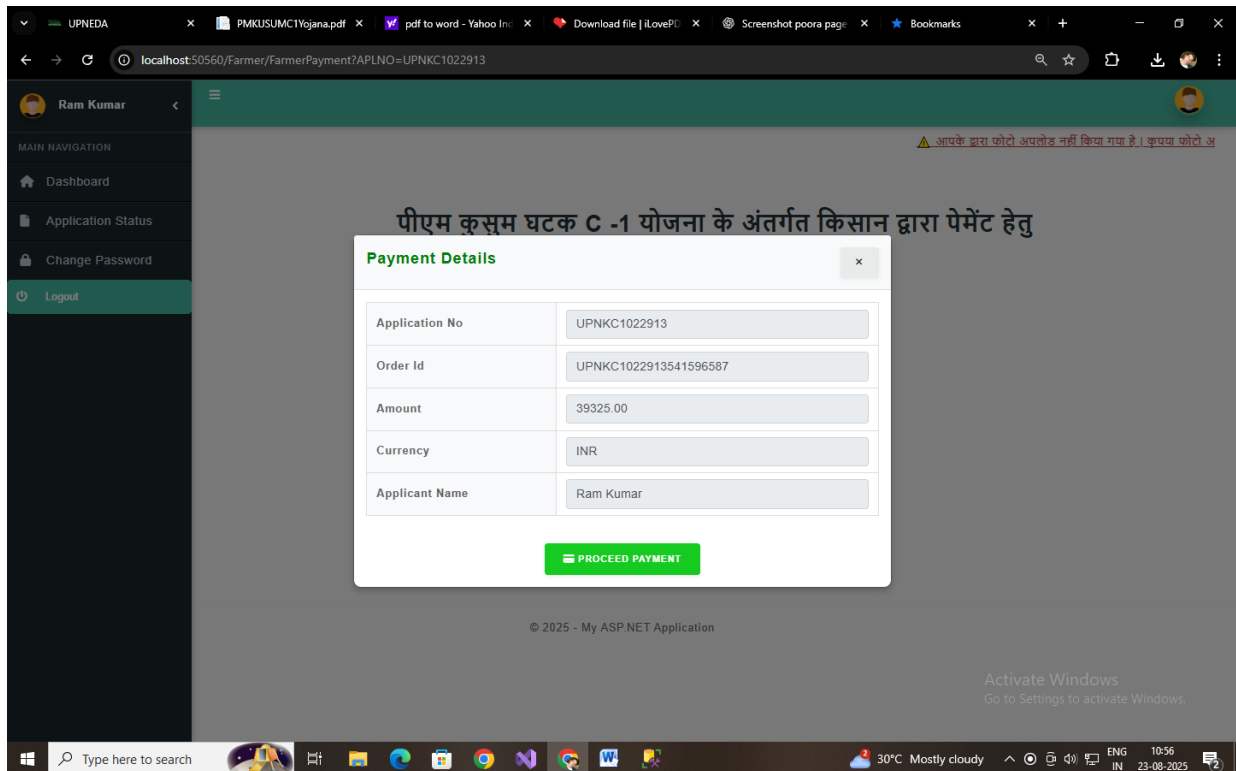
© 2025 - My ASP.NET Application

Activate Windows
Go to Settings to activate Windows.

Step 9: Click on “Make Payment “ option a payment gateway will be integerate and opened , User can pay this amount with multiple option i.e Netbanking,UPI etc .

PROCESS FLOW OF PM KUSUM COMPONENT C-1 SCHEME UPNEDA

Step 10: After successful submission of this payment, the application will be reflect on Level 1 Verifying Officer after that Level 2 Verifying Officer.



After Submission of Verification Report by the Level-1 and Level-2 officers the application will be freeze in system.